

# QCT2602

## DC~26.5GHz, 2W

Features:  
 \* Low VSWR  
 \* Broadband

Applications:  
 \* Transmitters  
 \* Antennas  
 \* Laboratory Test  
 \* Impedance Matching



### Electrical

Frequency Range:	DC~26.5GHz
Average Power <sup>†1</sup> :	2W
Impedance:	50Ω
VSWR:	1.15 max. (DC~4GHz)
	1.2 max. (DC~8GHz)
	1.25 max. (DC~12.4GHz)
	1.15 max. (DC~18GHz)
	1.2 max. (DC~26.5GHz)

[1] Derated linearly to 0.1W@120°C.

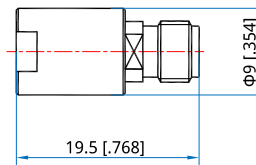
### Mechanical

Connectors:	SMA
Outer Conductor:	Passivated Stainless Steel
Inner Conductor:	Gold Plated Beryllium Copper
Dielectric:	PTFE

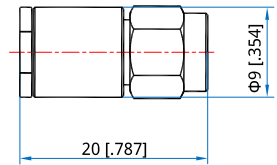
### Environmental

Temperature:	-55~+125°C
--------------	------------

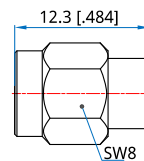
### Outline Drawings



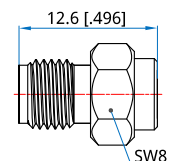
Outline A



Outline B



Outline C



Outline D

DC~12.4GHz - Outline A, Outline B

DC~26.5GHz - Outline C, Outline D

Unit: mm [in]

Tolerance: ±0.2mm [±0.008in]

### How To Order

**QCT2602-X-Y**

X: Frequency in GHz

Y: Connector type

Connector naming rules:

S - SMA (Outline B, Outline C)

SF - SMA Female (Outline A, Outline D)

Examples:

To order a termination, DC-26.5GHz, SMA male, specify QCT2602-26.5-S.

Customization is available upon request.