

QCT18K1

DC~18GHz, 100W

Features:
 * Low VSWR
 * Broadband

Applications:
 * Transmitters
 * Antennas
 * Laboratory Test
 * Impedance Matching



Electrical

Frequency Range: DC~18GHz
 Average Power*1: 100W@25°C
 Impedance: 50Ω

[1] Derated linearly to 5W@120°C.

VSWR

Frequency (GHz)	VSWR (max.)
DC~4	1.15
DC~8	1.20
DC~12.4	1.25
DC~18	1.35

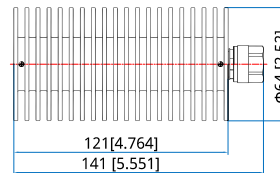
Mechanical

Connector: N, SMA

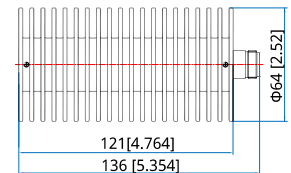
Environmental

Temperature: -55~+125°C

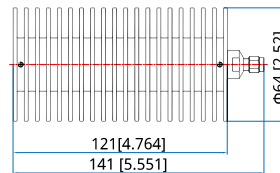
Outline Drawings



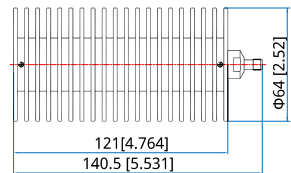
Outline A



Outline B



Outline C



Outline D

Unit: mm [in]

Tolerance: ±1.5mm [±0.06in]

How To Order

QCT18K1-X-Y

X: Frequency in GHz

Y: Connector type

Connector naming rules:

N - N Male (Outline A)

NF - N Female (Outline B)

S - SMA Male (Outline C)

SF - SMA Female (Outline D)

Examples:

To order a termination, DC-4GHz, N male, specify QCT18K1-4-N.

Customization is available upon request.