

QANB-B

N to BNC

Features:
* Low VSWR

Applications:
* Wireless
* Transmitter
* Laboratory Test
* Radar

Electrical

Frequency: DC-6GHz
VSWR: 1.35 max.
Impedance: 50Ω

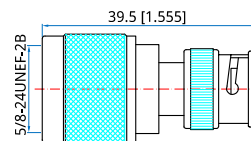
Mechanical

RF Connectors: N
BNC
Outer Conductor: Nickel plated brass
Dielectric: PTFE
Inner Conductor: Gold plated brass or gold plated phosphor copper

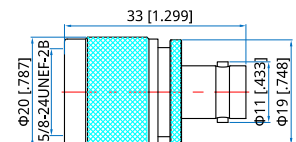
Environmental

Operating Temperature: -55~+155°C

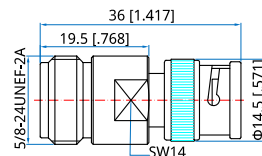
Outline Drawings



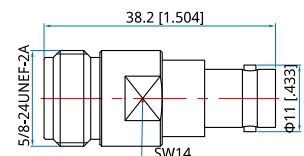
Outline A



Outline B



Outline C



Outline D

Unit: mm [in]

Tolerance: ±0.2mm [±0.008in]

How To Order

QANB-MM-B - N (m) to BNC (m), Outline A

QANB-MF-B - N (m) to BNC (f), Outline B

QANB-FM-B - N (f) to BNC (m), Outline C

QANB-FF-B - N (f) to BNC (f), Outline D

Customization is available upon request.